


Purp Turp ML

METRC Batch:
METRC Sample:
Sample ID: 2304ENC4342_1211
Strain: Purp Turp ML
Matrix: Concentrates & Extracts
Type: Other
Batch#:

Collected: 04/20/2023
Received: 04/20/2023
Completed: 04/25/2023
Sample Size: 1 units;

Distributor
Abstrax Labs, Inc.

Lic. # CDPH-10002333
1451 West 15th St,
Long Beach, CA 90813



Summary

Test	Date Tested	Instr. Method	Result
Batch			Pass
Cannabinoids	04/20/2023	LC-DAD	Complete
Terpenes	04/20/2023	GC-MS	Complete
Pesticides	04/20/2023	LC-MS	Pass
Mycotoxins	04/20/2023	LC-MS	Pass
Residual Solvents	04/20/2023	HS-GC-MS	Pass
Microbial Impurities	04/25/2023	qPCR	Pass
Heavy Metals	04/25/2023	ICP-MS	Pass
Foreign Matter	04/21/2023	Visual Inspection	Pass

Cannabinoids

Method: SOP EL-CANNABINOIDS

44.791 %

Total THC

0.407 %

Total CBD

51.631 %

Total Cannabinoids

Analytes	LOD	LOQ	Result	Result
	mg/g	mg/g	%	mg/g
THCa	0.237	0.720	44.009	440.09
Δ9-THC	0.254	0.770	6.195	61.95
Δ8-THC	0.281	0.851	ND	ND
THCVa	0.274	0.830	1.450	14.50
THCV	0.283	0.859	0.181	1.81
CBDa	0.249	0.755	0.288	2.88
CBD	0.240	0.727	0.154	1.54
CBN	0.226	0.685	ND	ND
CBGa	0.270	0.820	2.507	25.07
CBG	0.249	0.756	0.260	2.60
CBCa	0.220	0.668	2.875	28.75
CBC	0.259	0.785	ND	ND
Total THC			44.791	447.91
Total CBD			0.407	4.07
Total Cannabinoids			51.631	516.31
Sum of Cannabinoids			57.920	579.20

Total THC = THCa * 0.877 + Δ9-THC + Δ8-THC; Total CBD = CBDa * 0.877 + CBD; Total Cannabinoids = (cannabinoid acid forms * 0.877) + cannabinoids; Sum of Cannabinoids = cannabinoid acid forms + cannabinoids; LOQ = Limit of Quantitation; LOD = Limit of Detection; NT = Not Tested; ND = Not Detected. The reported result is based on a sample weight with the applicable moisture content for that sample. Foreign Material Method: SOP EL-FOREIGN; Moisture and Water Activity Method: SOP EL-WATER



Kevin Nolan
Kevin Nolan
Laboratory Director | 04/25/2023



Purp Turp ML

METRC Batch:
METRC Sample:
Sample ID: 2304ENC4342_1211
Strain: Purp Turp ML
Matrix: Concentrates & Extracts
Type: Other
Batch#:

Collected: 04/20/2023
Received: 04/20/2023
Completed: 04/25/2023
Sample Size: 1 units;

Distributor
Abstrax Labs, Inc.
Lic. # CDPH-10002333
1451 West 15th St,
Long Beach, CA 90813

Terpenes






Method: EL-TERPENES

Analytes	LOD	LOQ	Result	Result
	mg/g	mg/g	%	mg/g
β-Myrcene	0.088	0.377	12.841	128.41
β-Caryophyllene	0.095	0.377	3.475	34.75
α-Pinene	0.055	0.377	1.639	16.39
α-Bisabolol	0.114	0.377	1.531	15.31
α-Humulene	0.037	0.377	1.069	10.69
δ-Limonene	0.046	0.377	0.620	6.20
β-Pinene	0.051	0.377	0.414	4.14
Linalool	0.059	0.377	0.267	2.67
Caryophyllene Oxide	0.113	0.377	0.189	1.89
trans-Nerolidol	0.122	0.377	0.102	1.02
Camphene	0.032	0.377	<LOQ	<LOQ
Fenchol	0.052	0.377	<LOQ	<LOQ
Borneol	0.083	0.377	<LOQ	<LOQ
Fenchone	0.060	0.377	<LOQ	<LOQ
δ-3-Carene	0.045	0.377	ND	ND
α-Terpinene	0.068	0.377	ND	ND
p-Cymene	0.035	0.377	ND	ND
Eucalyptol	0.063	0.377	ND	ND
γ-Terpinene	0.067	0.377	ND	ND
Terpinolene	0.082	0.377	ND	ND
Camphor	0.068	0.565	ND	ND
Valencene	0.097	0.377	ND	ND
cis-Nerolidol	0.094	0.377	ND	ND
Guaiol	0.111	0.377	ND	ND
Sabinene	0.037	0.377	ND	ND
Sabinene Hydrate	0.071	0.377	ND	ND
Isopulegol	0.116	0.753	ND	ND
Isoborneol	0.032	0.377	ND	ND
Menthol	0.115	0.377	ND	ND
Nerol	0.079	1.883	ND	ND
Pulegone	0.078	0.377	ND	ND
Geraniol	0.108	1.883	ND	ND
α-Cedrene	0.068	0.377	ND	ND
Cedrol	0.064	0.377	ND	ND
Total			22.147	221.469

Date Tested: 04/20/2023

LOQ = Limit of Quantitation; LOD = Limit of Detection; NT = Not Tested; ND = Not Detected.

Primary Aromas

 Musky	 Clove	 Pine	 Chamomile	 Hops
--	--	---	--	---



Kevin Nolan
Kevin Nolan
Laboratory Director | 04/25/2023



Purp Turp ML

METRC Batch:
METRC Sample:
Sample ID: 2304ENC4342_1211
Strain: Purp Turp ML
Matrix: Concentrates & Extracts
Type: Other
Batch#:

Collected: 04/20/2023
Received: 04/20/2023
Completed: 04/25/2023
Sample Size: 1 units;

Distributor
Abstrax Labs, Inc.
Lic. # CDPH-10002333
1451 West 15th St,
Long Beach, CA 90813

Pesticides

Method: EL-PESTMYCOLCMS

Analytes	LOD	LOQ	Limit	Result	Status	Analytes	LOD	LOQ	Limit	Result	Status
	µg/g	µg/g	µg/g	µg/g			µg/g	µg/g	µg/g	µg/g	
Abamectin	0.005	0.02	0.10	ND	Pass	Fludioxonil	0.01	0.05	0.10	ND	Pass
Acephate	0.002	0.01	0.10	ND	Pass	Hexythiazox	0.005	0.02	0.10	ND	Pass
Acequinocyl	0.01	0.02	0.10	ND	Pass	Imazalil	0.05	0.1	0.05	ND	Pass
Acetamiprid	0.005	0.02	0.10	ND	Pass	Imidacloprid	0.005	0.02	5.00	ND	Pass
Aldicarb	0.05	0.1	0.05	ND	Pass	Kresoxim Methyl	0.005	0.02	0.10	ND	Pass
Azoxystrobin	0.005	0.02	0.10	ND	Pass	Malathion	0.02	0.05	0.50	ND	Pass
Bifenazate	0.005	0.01	0.10	ND	Pass	Metalaxyl	0.002	0.005	2.00	ND	Pass
Bifenthrin	0.02	0.05	3.00	ND	Pass	Methiocarb	0.05	0.1	0.05	ND	Pass
Boscalid	0.02	0.05	0.10	ND	Pass	Methomyl	0.01	0.02	1.00	ND	Pass
Captan	0.2	0.3	0.70	ND	Pass	Parathion Methyl	0.02	0.05	0.02	ND	Pass
Carbaryl	0.02	0.05	0.50	ND	Pass	Mevinphos	0.02	0.05	0.02	ND	Pass
Carbofuran	0.05	0.1	0.05	ND	Pass	Myclobutanil	0.005	0.01	0.10	ND	Pass
Chlorantraniliprole	0.002	0.01	10.00	ND	Pass	Naled	0.01	0.02	0.10	ND	Pass
Chlordane	0.05	0.1	0.05	ND	Pass	Oxamyl	0.005	0.01	0.50	ND	Pass
Chlorfenapyr	0.05	0.1	0.05	ND	Pass	Paclobutrazol	0.05	0.1	0.05	ND	Pass
Chlorpyrifos	0.05	0.1	0.05	ND	Pass	PCNB	0.02	0.05	0.10	ND	Pass
Clofentezine	0.01	0.02	0.10	ND	Pass	Permethrin	0.02	0.05	0.50	ND	Pass
Coumaphos	0.02	0.05	0.02	ND	Pass	Phosmet	0.01	0.02	0.10	ND	Pass
Cyfluthrin	0.05	0.1	2.00	ND	Pass	Piperonyl Butoxide	0.02	0.05	3.00	ND	Pass
Cypermethrin	0.1	0.2	1.00	ND	Pass	Prallethrin	0.005	0.02	0.10	ND	Pass
Daminozide	0.02	0.05	0.02	ND	Pass	Propiconazole	0.005	0.01	0.10	ND	Pass
Diazinon	0.002	0.01	0.10	ND	Pass	Propoxure	0.05	0.1	0.05	ND	Pass
Dichlorvos	0.02	0.05	0.02	ND	Pass	Pyrethrins	0.02	0.05	0.50	ND	Pass
Dimethoate	0.02	0.05	0.02	ND	Pass	Pyridaben	0.005	0.01	0.10	ND	Pass
Dimethomorph	0.005	0.02	2.00	ND	Pass	Spinetoram	0.005	0.01	0.10	ND	Pass
Ethoprophos	0.05	0.1	0.05	ND	Pass	Spinosad	0.005	0.01	0.10	ND	Pass
Etofenprox	0.05	0.1	0.05	ND	Pass	Spiromesifen	0.01	0.02	0.10	ND	Pass
Etoazole	0.005	0.02	0.10	ND	Pass	Spirotetramat	0.005	0.01	0.10	ND	Pass
Fenhexamid	0.005	0.02	0.10	ND	Pass	Spiroxamine	0.05	0.1	0.05	ND	Pass
Fenoxycarb	0.05	0.1	0.05	ND	Pass	Tebuconazole	0.005	0.01	0.10	ND	Pass
Fenpyroximate	0.005	0.02	0.10	ND	Pass	Thiacloprid	0.02	0.05	0.02	ND	Pass
Fipronil	0.05	0.1	0.05	ND	Pass	Thiamethoxam	0.005	0.01	5.00	ND	Pass
Flonicamid	0.01	0.02	0.10	ND	Pass	Trifloxystrobin	0.005	0.01	0.10	ND	Pass

Date Tested: 04/20/2023

LOQ = Limit of Quantitation; LOD = Limit of Detection; NT = Not Tested; ND = Not Detected.



Kevin Nolan

Kevin Nolan
Laboratory Director | 04/25/2023



Purp Turp ML

METRC Batch:
METRC Sample:
Sample ID: 2304ENC4342_1211
Strain: Purp Turp ML
Matrix: Concentrates & Extracts
Type: Other
Batch#:

Collected: 04/20/2023
Received: 04/20/2023
Completed: 04/25/2023
Sample Size: 1 units;

Distributor
Abstrax Labs, Inc.
Lic. # CDPH-10002333
1451 West 15th St,
Long Beach, CA 90813

Mycotoxins

Method: EL-PESTMYCOLCMS

Analytes	LOD	LOQ	Limit	Result	Status
	µg/kg	µg/kg	µg/kg	µg/kg	
Aflatoxin B1	1.00	2.00		ND	Tested
Aflatoxin B2	1.00	2.00		ND	Tested
Aflatoxin G1	2.00	4.00		ND	Tested
Aflatoxin G2	1.00	2.00		ND	Tested
Ochratoxin A	4.00	10.00	20.00	ND	Pass
Total Aflatoxins			20.00	ND	Pass

Date Tested: 04/20/2023

LOQ = Limit of Quantitation; LOD = Limit of Detection; NT = Not Tested; ND = Not Detected.

Residual Solvents

Method: EL-RES_SOLVENTS

Analytes	LOD	LOQ	Limit	Result	Status
	µg/g	µg/g	µg/g	µg/g	
Acetone	33.00	100.00	5000	ND	Pass
Acetonitrile	10.00	30.00	410	ND	Pass
Benzene	0.09	0.28	1	ND	Pass
Butane	10.00	30.00	5000	182.44	Pass
Chloroform	0.10	0.29	1	ND	Pass
Ethanol	10.00	30.00	5000	114.96	Pass
Ethyl-Acetate	10.00	30.00	5000	<LOQ	Pass
Ethyl-Ether	10.00	30.00	5000	ND	Pass
Ethylene Oxide	0.08	0.24	1	ND	Pass
Heptane	10.00	30.00	5000	ND	Pass
n-Hexane	10.00	30.00	290	ND	Pass
Isopropanol	10.00	30.00	5000	138.86	Pass
Methanol	10.00	30.00	3000	ND	Pass
Methylene-Chloride	0.10	0.31	1	ND	Pass
1,2-Dichloro-Ethane	0.10	0.29	1	ND	Pass
Pentane	10.00	30.00	5000	ND	Pass
Propane	10.00	30.00	5000	ND	Pass
Toluene	10.00	30.00	890	ND	Pass
Xylenes	20.00	60.00	2170	ND	Pass
Trichloroethene	0.10	0.29	1	ND	Pass

Date Tested: 04/20/2023

LOQ = Limit of Quantitation; LOD = Limit of Detection; NT = Not Tested; ND = Not Detected.



Kevin Nolan

Kevin Nolan
Laboratory Director | 04/25/2023



Purp Turp ML

METRC Batch:
METRC Sample:
Sample ID: 2304ENC4342_1211
Strain: Purp Turp ML
Matrix: Concentrates & Extracts
Type: Other
Batch#:

Collected: 04/20/2023
Received: 04/20/2023
Completed: 04/25/2023
Sample Size: 1 units;

Distributor
Abstrax Labs, Inc.

Lic. # CDPH-10002333
1451 West 15th St,
Long Beach, CA 90813

Microbial Impurities

Method: SOP EL-MICROBIALS

Analytes	Result	Status
Aspergillus flavus	Not Detected in 1g	Pass
Aspergillus fumigatus	Not Detected in 1g	Pass
Aspergillus niger	Not Detected in 1g	Pass
Aspergillus terreus	Not Detected in 1g	Pass
Shiga toxin-producing Escherichia coli	Not Detected in 1g	Pass
Salmonella spp	Not Detected in 1g	Pass

Date Tested: 04/25/2023

Heavy Metals

Method: SOP EL-HEAVYMETALS

Analytes	LOD	LOQ	Limit	Result	Status
	µg/g	µg/g	µg/g	µg/g	
Arsenic	0.012	0.036	0.200	ND	Pass
Cadmium	0.015	0.044	0.200	ND	Pass
Lead	0.055	0.167	0.500	ND	Pass
Mercury	0.005	0.015	0.100	ND	Pass

Date Tested: 04/25/2023

LOQ = Limit of Quantitation; LOD = Limit of Detection; NT = Not Tested; ND = Not Detected.



Kevin Nolan

Kevin Nolan
Laboratory Director | 04/25/2023

